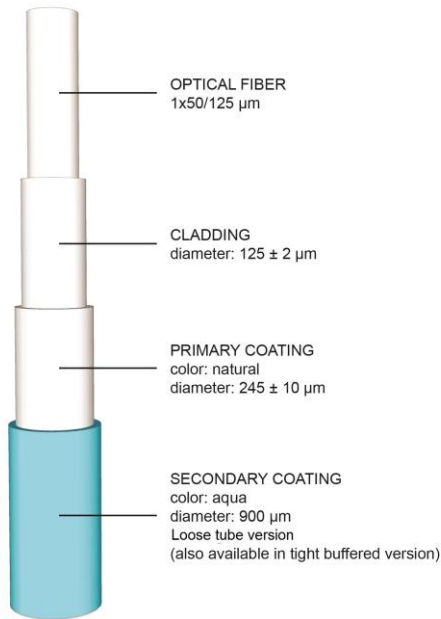

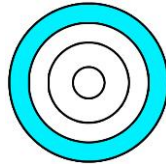


P/N : PIG xx y OM3

Optical UPC pigtails OM3 multimode with LSZH loose cable



Fiber cable construction



P/N: PIGLC2OM3
LC UPC 900μm loose tube OM3
(Other connectors available)

Applications

MMC optical pigtails OM3 are ideal for all multimode applications.

These pigtails are part of the complete optical link and suit all types of OM3 multimode networks, like Telecom, LAN (local Area Network) and WAN (Wide Area Network).

General Characteristics

- Optically and mechanically compatible with all the equivalent connectors.
- Optical pigtails with ceramic ferrule (ZrO₂) and composite body (SC, LC, MU) or metal (ST,FC)
- Multimode 50/125 OM3 ITU-T G.651 simplex optical cable
- LSOH loose tube coating 900μm for nail easy stripping on 1m length
- Individual test report and packaging
- Available in different lengths (standard is 2m)
- Packaging : unit

Standards compliance

- IEC 60874-20,
- IEC 60793-2-50 B1.1, IEC 60793-2-10 A1b,
- ITU-T G.651, CECC, BFOC/2.5
- ISO/IEC 11801 2nd Ed. Amd 1.0, Amd 2.0
- Bellcore/Telcordia GR-326 (reduced),
- TIA/EIA 568, EIA/TIA 492AAAB, EN 50173-1:2002
- With no hazardous substances as detailed in ROHS 2002/95/EC

P/N : PIG xx y OM3

Optical UPC pigtails OM3 multimode with LSZH loose cable

Pigtail general characteristics

Range temperature :	- 10°C to +65°C,
Mating cycles:	> 500 cycles
Colour of sheath	Aqua
Fiber version	Loose tube easy stripping
Colour of boot	Beige (SC), Black (ST) or White (LC)
Return Loss	> 25 dB
Insertion Loss (Attenuation)	< 0.25 dB

Connectors technical characteristics

Types	ST, SC, LC, FC, MU, UPC (other on request)
Material of ferrule	ZrO ₂ (Zirconia / Ceramic)
Connector surface	Convex
Insertion loss	<0.20dB
Material of body	Metal (ST, FC) or composite (SC, LC, MU)
Ferrule drilling	127/128 µm

Optical cable mechanical properties

Weight	0.7kg/km
Temperature range	-10°C to +65°C
Bending radius	30 mm
Tensile strength	3 N
Crush resistance	0.1N (long term) – 1N (short term)

Optical cable performances

Parameters		Value
Core diameter	µm	50 ± 2.5
Cladding diameter	µm	125 ± 2
Cladding non-circularity	%	≤ 1.0
Core/cladding concentricity	µm	≤ 1.5
Typ. Attenuation @ 850nm	dB/km	≤ 2.5
Typ. Attenuation @ 1300nm	dB/km	≤ 0.7
Bandwidth @ 850nm	MHz * km	> 1500
Bandwidth @ 1300nm	MHz * km	> 500
Link length 1000Base SX	m	2 - 1500
Link length 1000Base LX	m	2 - 500
Link length 10GBase SR	m	2 - 300
Link length 10GBase X4	m	2 - 300

Ordering information

Part Numbers structure	PIG xx y OM3
Replace xx by connector type	Standard UPC connectors are : ST, SC, LC, MU (others on request)
Replace y by the length in meters	From 1 up to 5m
Standard length (other lengths on request)	2m